

E-TRIP CHARACTERISTICS

Application Examples:

High efficiency motors, which have exceedingly high inrush currents. Relatively short thermal trip delays and very high magnetic trip points.

Prototype testing is recommended. The V-EA-E is the result of continuous research and improvement of our G- and D-Trip circuit breakers. It combines the short thermal trip delay of the G-Trip and an even higher magnetic trip point than the D-Trip.

Therefore, the V-EA-E provides adequate motor overload and short circuit protection.

Type Designation

2 E N U 60
(a) **(b)** **(c)** **(d)** **(e)**

- (a)** = Number of Poles
- (b)** = Trip Characteristic
- (c)** = Blank: without neutral pole
 = N: with neutral pole
- (d)** = U: UL/CSA version
 = R: ring tongue terminals, UL/CSA version
 = Blank: European version
- (e)** = Rated Current

Approvals:



UL508 Listed

Voltage Rating®

Interrupting Capacity (UL/CSA - Ratings)

Group Short Circuit (UL/CSA - Ratings)

Interrupting Capacity (VDE - Ratings)

Mechanical Endurance

Calibration Temperature

Standard Pack and Weight

Terminal Size Acceptability

Terminal Torque

Basic Dimensions (Elevation View)

- ① Not European standard rating.
- ② Please refer to page 21 for specific applications.
- ③ DC rating (Manufacturer's self certification): One pole 48VDC, two pole series 125VDC

ONE POLE



1E

Rated Current	Type/ Cat. No.	Approvals
0.3A	1EU03	UL SP
0.5A	1EU05	UL SP
0.75A	1EU075	UL SP
0.8A ^①	NA	
1.0A	1EU1	UL SP
1.6A	1EU1.6	UL SP
2.0A	1EU2	UL SP
2.5A	1EU2.5	UL SP
3.0A	1EU3	UL SP
3.5A	1EU3.5	UL SP
4.0A	1EU4	UL SP
5.0A	1EU5	UL SP
6.0A	1EU6	UL SP
8.0A	1EU8	UL SP
10A	1EU10	UL SP
12A ^①	1EU12	UL SP
12.5A	1EU125	UL SP
13A	1EU13	UL SP
15A ^①	1EU15	UL SP
16A	1EU16	UL SP
20A	1EU20	UL SP
25A	1EU25	UL SP
30A ^①	1EU30	UL SP
32A	1EU32	UL SP
40A	1EU40	UL SP
50A	1EU50	UL SP
60A ^①	1EU60	UL SP
63A	1EU63	UL SP

277VAC

0.3-60A (RC): 10kA with UL-listed RK5 back-up fuse or MCCB

0.3-10A (RC): 10kA; 12-60A (RC): 5kA no branch circuit protection required

0.3-63A (RC): 10kA

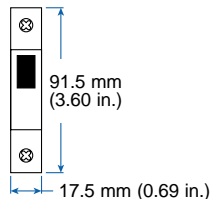
10000 ON/OFF operations^②

40°C (104°F)

10/0.3A - 32A = 1.4kg (3.1 lb.)
 40A - 63A = 1.6kg (3.5 lb.)

Top: 18-3 AWG; Bottom: 18-2 AWG

20 lb.in.



ONE POLE PLUS NEUTRAL



2EN

Type/ Cat. No.	Approvals
2ENU03	UL SP
2ENU05	UL SP
2ENU075	UL SP
NA	
2ENU1	UL SP
2ENU1.6	UL SP
2ENU2	UL SP
2ENU2.5	UL SP
2ENU3	UL SP
2ENU3.5	UL SP
2ENU4	UL SP
2ENU5	UL SP
2ENU6	UL SP
2ENU8	UL SP
2ENU10	UL SP
2ENU12	UL SP
2ENU125	UL SP
2ENU13	UL SP
2ENU15	UL SP
2ENU16	UL SP
2ENU20	UL SP
2ENU25	UL SP
2ENU30	UL SP
2ENU32	UL SP
2ENU40	UL SP
2ENU50	UL SP
2ENU60	UL SP
2ENU63	UL SP

277VAC

0.3-60A (RC): 10kA with UL-listed RK5 back-up fuse or MCCB

0.3-10A (RC): 10kA; 12-60A (RC): 5kA no branch circuit protection required

0.3-63A (RC): 10kA

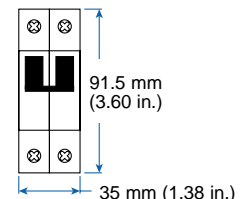
10000 ON/OFF operations^②

40°C (104°F)

5/0.3A - 32A = 1.3kg (2.9 lb.)
 40A - 63A = 1.45kg (3.2 lb.)

Top: 18-3 AWG; Bottom: 18-2 AWG

20 lb.in.



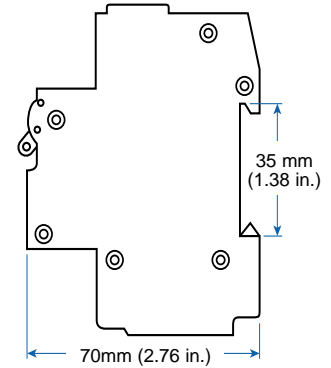
TWO POLE



THREE POLE



Basic Dimensions (side view)



Rated Current **Type/
Cat. No.** **Approvals**

0.3A	2EU03	UL Ⓢ
0.5A	2EU05	UL Ⓢ
0.75A	2EU075	UL Ⓢ
0.8A	NA	
1.0A	2EU1	UL Ⓢ
1.6A	2EU1.6	UL Ⓢ
2.0A	2EU2	UL Ⓢ
2.5A	2EU2.5	UL Ⓢ
3.0A	2EU3	UL Ⓢ
3.5A	2EU3.5	UL Ⓢ
4.0A	2EU4	UL Ⓢ
5.0A	2EU5	UL Ⓢ
6.0A	2EU6	UL Ⓢ
8.0A	2EU8	UL Ⓢ
10A	2EU10	UL Ⓢ
12A	2EU12	UL Ⓢ
12.5A	2EU125	UL Ⓢ
13A	2EU13	UL Ⓢ
15A	2EU15	UL Ⓢ
16A	2EU16	UL Ⓢ
20A	2EU20	UL Ⓢ
25A	2EU25	UL Ⓢ
30A	2EU30	UL Ⓢ
32A	2EU32	UL Ⓢ
40A	2EU40	UL Ⓢ
50A	2EU50	UL Ⓢ
60A	2EU60	UL Ⓢ
63A	2EU63	UL Ⓢ

**Type/
Cat. No.** **Approvals**

3EU03	UL Ⓢ
3EU05	UL Ⓢ
3EU075	UL Ⓢ
NA	
3EU1	UL Ⓢ
3EU1.6	UL Ⓢ
3EU2	UL Ⓢ
3EU2.5	UL Ⓢ
3EU3	UL Ⓢ
3EU3.5	UL Ⓢ
3EU4	UL Ⓢ
3EU5	UL Ⓢ
3EU6	UL Ⓢ
3EU8	UL Ⓢ
3EU10	UL Ⓢ
3EU12	UL Ⓢ
3EU125	UL Ⓢ
3EU13	UL Ⓢ
3EU15	UL Ⓢ
3EU16	UL Ⓢ
3EU20	UL Ⓢ
3EU25	UL Ⓢ
3EU30	UL Ⓢ
3EU32	UL Ⓢ
3EU40	UL Ⓢ
3EU50	UL Ⓢ
3EU60	UL Ⓢ
3EU63	UL Ⓢ

480Y/277VAC

0.3-60A (RC): 10kA with UL-listed RK5 back-up fuse or MCCB

0.3-10A (RC): 10kA; 12-60A (RC): 5kA no branch circuit protection required

0.3-63A (RC): 10kA

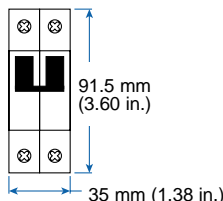
10000 ON/OFF operations[Ⓢ]

40°C (104°F)

5/1.4kg (3.1 lb.)

Top: 18-3 AWG; Bottom: 18-2 AWG

20 lb.in.



480Y/277VAC

0.3-60A (RC): 10kA with UL-listed RK5 back-up fuse or MCCB

0.3-10A (RC): 10kA; 12-60A (RC): 5kA no branch circuit protection required

0.3-63A (RC): 10kA

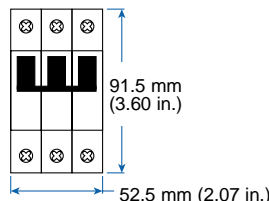
10000 ON/OFF operations[Ⓢ]

40°C (104°F)

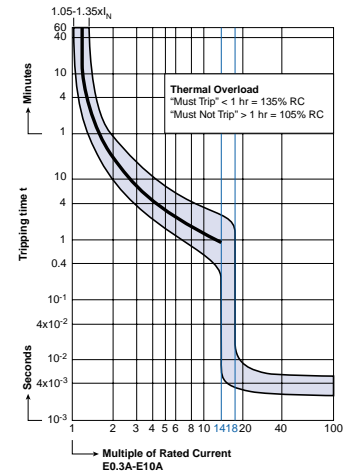
4/1.68kg (3.7 lb.)

Top: 18-3 AWG; Bottom: 18-2 AWG

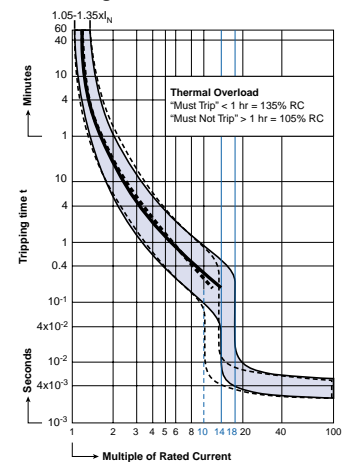
20 lb.in.



V-EA-E Trip 0.3A Through 10A Rated Current



V-EA-E Trip 12A Through 60A Rated Current



“E” Magnetic Trip Parameters
Rated Current, 0.3A to 50A (———),
60/63A (- - - - -).

Magnetic Trip:

1. Hold for a minimum of 100ms at surge of 14 times (60A, 10 times) rated current.
2. Trip in under 100ms at 18 times (60A, 14 times) rated current.

NB: Trip curves shown comply with North American standards. For trip curves according to European standards please consult Altech.